



## ForceFront® Storm 400T Curtainwall

ForceFront® Storm Curtainwall (400T FFS) framing is a 2-1/2" face pressure bar system for use on single and twin-span applications in hurricane impact areas. FFS-CW meets the requirements of Florida Building Code High Velocity Hurricane (HVHZ) Zone 3 & 4 - large missile impact and cycling [ASTM E1886-05 /1996-09, TAS 201-94 and TAS 203-94]. 400T FFS has shear block construction and is available in captured or structural glazed options. Thicker gaskets help 400T FFS meet next-generation energy code requirements.

ForceFront® Storm Storefront and Entrance Doors complement the curtainwall, providing a complete hurricane impact resistant system that's easy to fabricate and install.

ForceFront® Storm Curtainwall products are available in a wide variety of anodized and painted colors to complement any project.

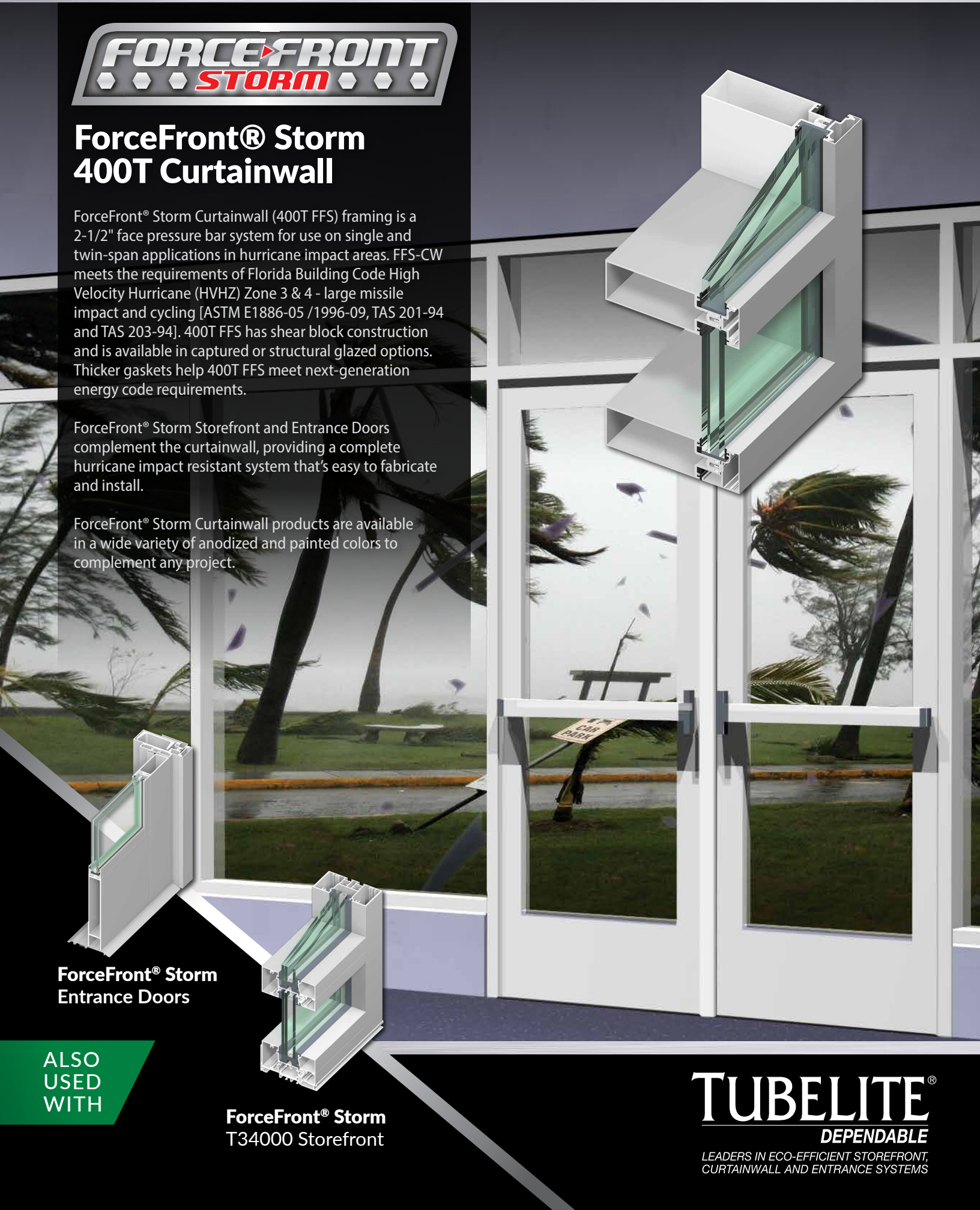
**ForceFront® Storm  
Entrance Doors**

**ALSO  
USED  
WITH**

**ForceFront® Storm  
T34000 Storefront**

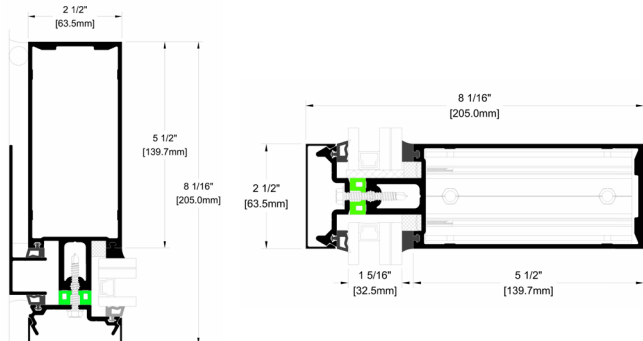
**TUBELITE®**  
**DEPENDABLE**

LEADERS IN ECO-EFFICIENT STOREFRONT,  
CURTAINWALL AND ENTRANCE SYSTEMS





## Tubelite ForceFront® Storm Curtainwall (400T FFS)



Thermal Separator

Shear Block Construction



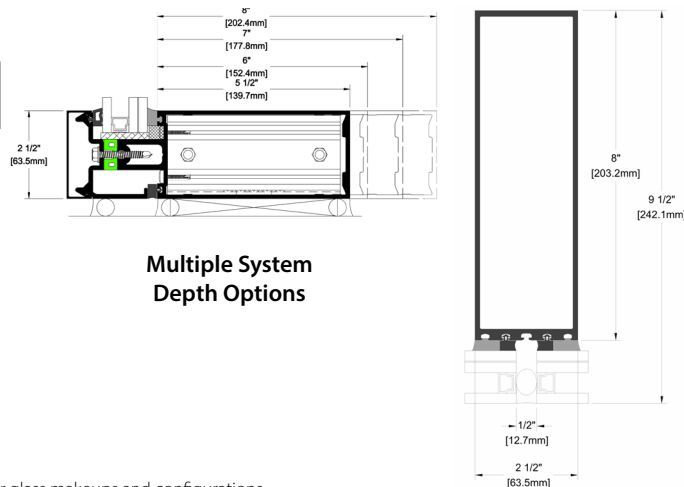
### ForceFront® Storm Curtainwall (400T FFS)

Multiple depths: 2-1/2" x 8-1/16", 8-9/16", 9-9/16" & 10-9/16"

Glass Makeup:	1-5/16" Insulated Lami: 1/4" (ext) - 1/2" air space - 9/16" lami (int) - options in table below	
Approvals:	Florida Product Approval including HVHZ and Texas Department of Insurance	
Options:	Single and twin span, captured, structural glazed horizontals and verticals, 90° corners, wet glazing, and ForceFront Storm Doors (under separate approval)	
Hurricane Testing:	Large Missile (D) and Small Missile (A)	ASTM E1886-05 / 1996-09, TAS 201-94, and TAS 203-94
Air Infiltration:	0.06 cfm/ft <sup>2</sup> @ 6.24 psf	ASTM E283-04 and TAS 202-94
Water Resistance:	15 psf (static and dynamic)	ASTM E331-00, TAS 202-94, and AAMA 501.1-05
U- Factor**:	0.40 (captured, alum spacer) 0.38 (captured, warm edge spacer)	NFRC 100, glazed wall configuration
CRF (frame):	73	AAMA 1503-09
Thermal Cycling:	0° F - 180°F	AAMA 501.5-07
Structural:	up to +90 / -90 psf	ASTM E330-02 and TAS 202-94

\*\* U-Factor per NFRC 100: COG = 0.24 with warm edge spacer

Refer to the U-Factor table at: [www.tubeliteusa.com/products/curtainwall/forcefront-storm-curtainwall/](http://www.tubeliteusa.com/products/curtainwall/forcefront-storm-curtainwall/) for other glass makeups and configurations.



Multiple System Depth Options

Structural Glazed Horizontals and Verticals

### ForceFront® Storm Curtainwall Product Specifications

		Design Pressure (psf)	Missile Type	Texas Department of Insurance (TDI)	Florida Product Approval (FPA)	Florida Building Code HVHZ
Single Span Captured (wet glazed)	WZ3	+ / - 42.4	Large (D)	FL46180.2	FL46180.2	Yes
	HVHZ	+ / - 90.0		FL46180.1	FL46180.1	
Twin Span Captured (wet glazed)	WZ3	+52, -47.4	Large (D)	FL46180.2	FL46180.2	Yes
	HVHZ	+78, -71		FL46180.1	FL46180.1	
Single Span SSG	WZ3	+ / - 47.5	Large (D)	FL46180.4	FL46180.4	Yes
	HVHZ	+ / - 90.0		FL46180.3	FL46180.3	
Twin Span SSG	WZ3	+ / - 45.0	Large (D)	FL46180.4	FL46180.4	Yes
	HVHZ	+ / - 63.3		FL46180.3	FL46180.3	

The above table is for reference only. Refer to FPA or TDI installation instructions for approved frame sizes and configurations, design pressures, mullion types, reinforcement requirements, glass makeups, anchorage requirements, etc.

DISCLAIMER: Tubelite takes no responsibility for product selection or application, including but not limited to, compliance with building codes, safety codes, laws, merchantability or fitness for a particular purpose; and further disclaims all liability for the use, in whole or in part, of this Product Brochure in preparation of project specifications and/or other documents. Product Brochures are subject to change at any time, without notice, and at Tubelite's sole discretion. ©2025 Tubelite

**TUBELITE®**  
DEPENDABLE